

PUSH THROUGH
THE DEPTHS
OF WINTER

MVP 3™


V-PLOW

STRENGTH COMES FROM RELIABILITY

The rugged MVP 3™ v-plow gives you all the power, productivity and performance you need for commercial snowplowing. With extreme flared wings, up to 45° on the heavy-duty 10' 6" model, and double-acting cylinders, the MVP 3 v-plow has earned its reputation as a reliable plow by consistently delivering on what matters most—getting more jobs done faster.

For MVP 3 availability, check with your local dealer.

Two



*9' 6" MODEL SHOWN

UNIQUE FEATURES

PLOW BLADE CONSTRUCTION

STRUCTURAL REINFORCEMENT


DOUBLE-ACTING CYLINDERS

STEEL CENTER GAP COVER

RELIABLE HYDRAULICS

TRIP PROTECTION

10' 6" HEAVY-DUTY FEATURES



← PREVIOUS

PLOW BLADE CONSTRUCTION


The MVP 3™ flared v-plow blades soar from a 35" center h on heavy-duty 10' 6" models.

The MVP 3 v-plow is available in 14-gauge powder coated 9' 6" widths. It is also available in 1/4" high-density polye

10' 6" models are available in 11-gauge powder-coated st options.

All MVP 3 models feature a clean-scraping 70-degree atta high-carbon steel cutting edge to reduce wear and extend


UNIVERSAL **FEATURES**



UltraMount® 2 SNOWPLOW MOUNTING SYSTEM

The UltraMount® 2 system is designed for fast and easy installation and removal using a simple mechanical system. It features a robust one-piece design and is 100% compatible with UltraMount® system mounts and electrical platforms.

[LEARN MORE](#)




NIGHTHAWK™ HEADLAMPS

Available in both LED and Dual-Halogen models, NIGHTHAWK™ headlamps are engineered and tested for maximum light output, performance and durability to keep you ahead of the storm.

LED Headlamps - [LEARN MORE](#)

Dual-Halogen Headlamps - [LEARN MORE](#)

FEATURED **ACCESSORIES**



POLY CUTTING EDGE

Sensitive surfaces found in many residential and commercial applications require a more forgiving approach. Reduce the risk of property damage with Poly Cutting Edge Kits for the 8' 6", 9' 6", and 10' 6" MVP 3.



RUBBER SNOW DEFLECTOR

Control the snow and always see where you're going with optional deflectors. The 10", 2-ply rubber snow deflector fits all MVP 3™ v-plow blades. Bolt on steel plates ensure proper positioning of the deflectors to keep your view clear and clean.

[VIEW ALL MVP 3™ ACCESSORIES](#)

PRODUCT SPECIFICATIONS

STANDARD
 METRIC

 PRINT

Models	7' 6" SS or PC	8' 6" SS or PC	8' 6" Poly	9' 6" SS or PC	9' 6" Poly	10' 6" SS or PC
Blade Width	7' 6"	8' 6"	8' 6"	9' 6"	9' 6"	10' 6"
Blade Height	37" at End 31" at Hinge	38" at End 31" at Hinge	38" at End 31" at Hinge	39" at End 31" at Hinge	39" at End 31" at Hinge	45" at End 35" at Hinge
Blade Gauge	14	14	¼" Poly	14	¼" Poly	11 PC 12 SS
Trip Springs	4	4	4	6	6	6
Vertical Ribs	6	8	8	8	8	8
Lift Cylinder	1 ¼" x 8"	1 ¼" x 8"	1 ¼" x 8"	1 ¼" x 8"	1 ¼" x 8"	1 ¼" x 8"
Angling Rams	1 ¼" x 11"	1 ¼" x 11"	1 ¼" x 11"	1 ¼" x 11"	1 ¼" x 11"	2" x 11"
PLOWING WIDTH	6' 7" Full Angle 6' 4" Scoop 6' 10" Full V	7' 5" Full Angle 7' 2" Scoop 7' 8" Full V	7' 5" Full Angle 7' 2" Scoop 7' 8" Full V	8' 6" Full Angle 8' 2" Scoop 8' 7" Full V	8' 6" Full Angle 8' 2" Scoop 8' 7" Full V	9' 9" Full Angle 9' 7" Scoop 9' 11" Full V
Approx. Weight*	885 lb	940 lb	890 lb	1,022 lb	972 lb	1,196 lb
Cutting Edge	¾" x 6"	¾" x 6"	¾" x 6"	¾" x 6"	¾" x 6"	¾" x 6"
Mount Type	UltraMount* 2	UltraMount* 2	UltraMount* 2	UltraMount* 2	UltraMount* 2	UltraMount* 2

SS = Stainless Steel | PC = Powder Coat

*Does not include vehicle mount. Please refer to the Quick Match program for specific vehicle applications.

NOTE: For MVP 3 availability, check with your local dealer.

DOES THIS SNOWPLOW FIT MY VEHICLE?

VISIT QUICK MATCH

MVP 3™ GALLERY



[VIEW FULL MVP 3" GALLERY](#)

PRODUCT LITERATURE

SELL SHEETS

[MVP 3™ 10' 6" V-Plow Sell Sheet](#)

[↓ DOWNLOAD](#)

FULL-LINE BROCHURES

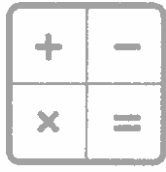
[Snowplow Full-line Product Brochure](#)

[↓ DOWNLOAD](#)

[Owner's Manual](#)

[Parts List & Installation Instructions](#)

[Parts & Service Documentation](#)



**EFFICIENCY
CALCULATOR**



**DEALER
LOCATOR**



**ALL
PLOWS**